

100 OD6

Product Data Sheet

The 100 OD6 loudspeakers have reaped the rewards of Focal's expertise and deliver high quality sound playback in outdoor environments. Just like the other models in the 100 Series range, they contain Focal technologies with an Aluminum inverted dome tweeter and a Polyglass treated bass/mid-range speaker driver at the source of their acoustic performance. These loudspeakers have been designed for extreme weather conditions and have received IP66 certification, meaning they are highly resistant to bad weather. They have been manufactured around a high density polypropylene cabinet, with an Aluminum grille, and have a reinforced Aluminum bracket so it can be fixed securely either vertically or horizontally. Available in a ready-to-paint black or white finish, they have also had a UV protection treatment.



Push spring terminal with silicone protection.



Key points

- Technical design, IP66 certified (water and dust)
- Ready-to-paint grille and cabinet
- 8 ohms impedance, possibility to connect 2 loudspeakers to the same amplifier output

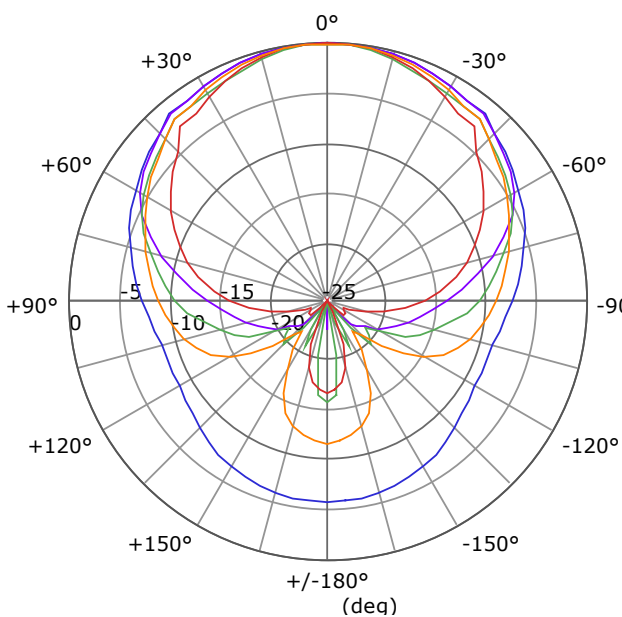
Finishes



Type	Outdoor loudspeaker
Speakers	Aluminum inverted dome tweeter 6 1/2" (165mm) waterproof woofer with Polyglass treatment
Sensitivity (2,83V/1m)	87dB
Frequency response (+/-3dB)	65Hz-23kHz
Low frequency point (-6dB)	55Hz
Nominal impedance	8Ω
Minimal impedance	6.7Ω
Recommended amp power	20-120W
Filtering frequencies	2,800Hz
Dimensions (L x P x H) with brackets	8.8 x 10.1 x 12.6" (224 x 256 x 319mm)
Net weight with brackets	9lbs (4.1kg)

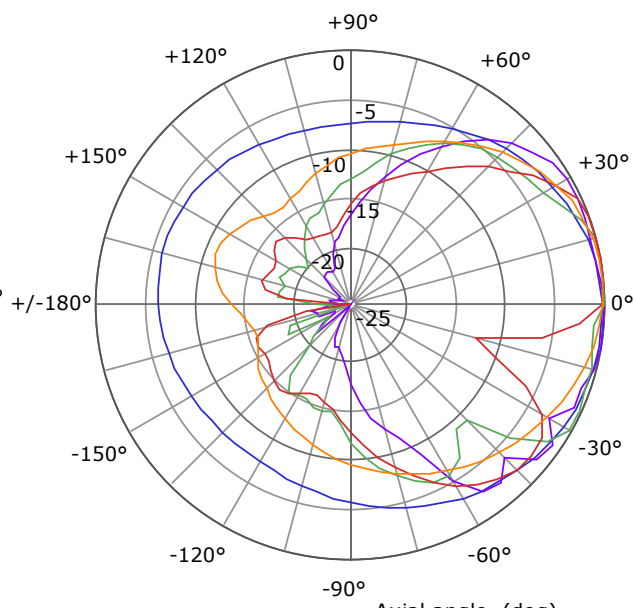
Measurements Directivity

Horizontal



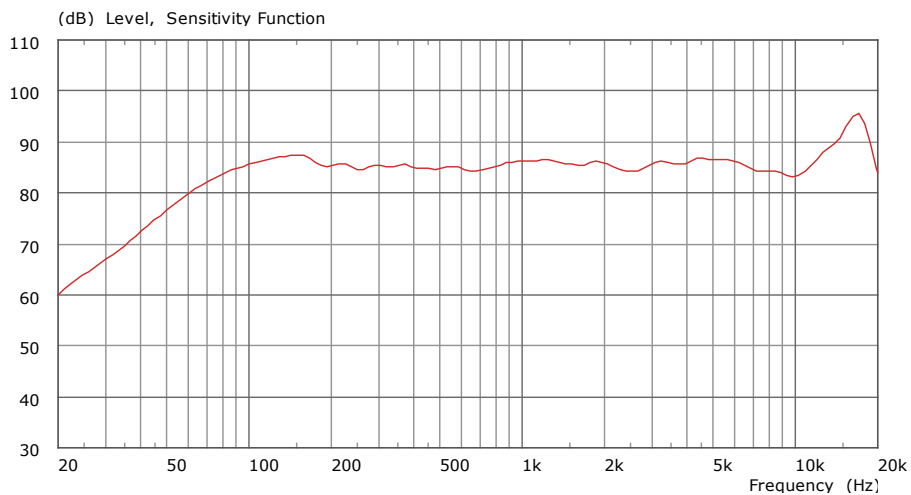
- Curve at: 500 Hz
- Curve at: 1 kHz
- Curve at: 2 kHz
- Curve at: 4 kHz
- Curve at: 8 kHz

Vertical



- Curve at: 493.5 Hz
- Curve at: 1 kHz
- Curve at: 2 kHz
- Curve at: 4 kHz
- Curve at: 8 kHz

Frequency Response



100 OD6 Speaker level Calculation Table

Nominal sensitivity	87 dB						
Power/Distance	1m	2m	5m				
1 W (2.83V)	87dB	81dB	73dB				
10 W (8.94V)	97dB	91dB	83dB				
20 W (12.6V)	100dB	94dB	86dB				
30 W (15.5V)	102dB	96dB	88dB				
Summary	125Hz	250Hz	500Hz	1kHz	2kHz	4kHz	8kHz
NPA (2.83V/1m)	87dB	85dB	85dB	86dB	86dB	86dB	85dB
Opening Angle at -6dB	360°	360°	160°	160°	110°	140°	130°